



**WASHING
SYSTEMS**

FM 200 C



WASHING AS IT SHOULD BE

FEATURES AND BENEFITS

- Static sand recovery unit on one chassis
- Centrifugal slurry pump
- Twin hydrocyclones
- Collection tank
- 14 x 6 dewatering screen
- Produces one or two grades of sand
- Designed to work in conjunction with Terex Washing Systems range
- Underflow rubber lined slurry pump
- Two rubber lined hydrocyclones which classifies at approximately 75 μ m (200 mesh)
- Self regulating cyclone tank complete with built in float system and Anti-turbulence sections
- High frequency 4.3m x 1.8m (14' x 6') dewatering screen fitted with polyurethane modular mats
- Maximum recovery of material above 75 μ m (200 mesh)
- Removes silt, slimes and clays below 75 μ m (200 mesh)
- Removes water following dewatering operation to 10–15% of residual water content
- Major reduction in saleable material discharging to the pond, thus reducing pond maintenance and saving money
- Heavy-duty robust construction ideal for rugged operating environment
- Low maintenance
- All wear areas rubber lined
- Walkway and access steps
- Quick assembly time
- Approx 180-200 tph

APPLICATIONS

- All forms of concrete, mortar and asphalt sands
- Quarry dust / crushed fines
- Lake and beach sands
- Silica sand for glass industry
- Golf course sands
- Filter bed sands
- Recycled materials
- Iron ore
- Most materials which need to be washed

OPTIONS

- Boiler box for dry feed
- Electrical control panel
- Spraybars on dewatering screens




CYCLONES


- Two G4 660 hydrocyclones
- Spigot discharge
- All wear areas rubber lined
- Underflow collection box
- Pressure flange with pressure gauge and protector
- 200mm (8") rubber lined slurry delivery hose and splitter box



Rubber lined sealed slurry transfer pipes complete with heavy duty clamps




Rubber lined spigot



Full width underflow distribution box giving and even flow to the screen

CENTRIFUGAL PUMP


- Size 250/200mm (Heavy duty rubber lined)
- Motor 55kW (74hp) (IP55 enclosure)
- Pump capacity 350m³
- Abrasion resistant liners
- Moulded rubber impeller
- Excellent serviceability



Pump drain for cold climate applications



Easy access for ease of maintenance



Fully rubber lined for increased wear life




WASHING SYSTEMS


WASHING AS IT SHOULD BE

CHASSIS


- Self regulating cyclone tank complete with built in float system
- Built in anti-turbulence sections
- Heavy duty steel construction
- Easy access to serviceable areas
- Walkway with steps and handrails



Integrated tank drains for ease of maintenance




Float system for self regulation of tank water level




Rubber lined anti-turbulence inlet

DEWATERING SCREEN

- Size 4.3m x 1.8m (14' x 6')
- Vibratory Motors 6.2kW (8.3hp) (2off) 960rpm
- Screen aperture 0.5mm
- Exceptional dewatering performance
- Modular screen decks
- Side protection liners
- Marshmallow® screen mounts for smoother running
- Rubber lined discharge chute




High efficiency rubber screen mount for minimal vibration




Side protection liners



Low noise vibrating motor



Sloped back panel for maximum water removal



Plastic lined chute